

# CDC: Indicators & Thresholds for Community Transmission

**Table 1. CDC Indicators and Thresholds for Community Transmission of COVID-19<sup>1</sup>**

Indicator	Low Transmission Blue	Moderate Transmission Yellow	Substantial Transmission Orange	High Transmission Red
Total new cases per 100,000 persons in the past 7 days <sup>2</sup>	0-9	10-49	50-99	≥100
Percentage of NAATs that are positive during the past 7 days <sup>3</sup>	<5.0%	5.0%-7.9%	8.0%-9.9%	≥10.0%

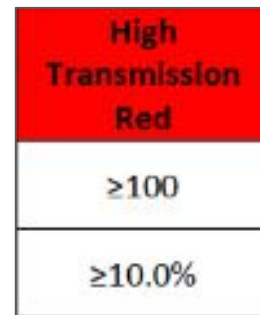
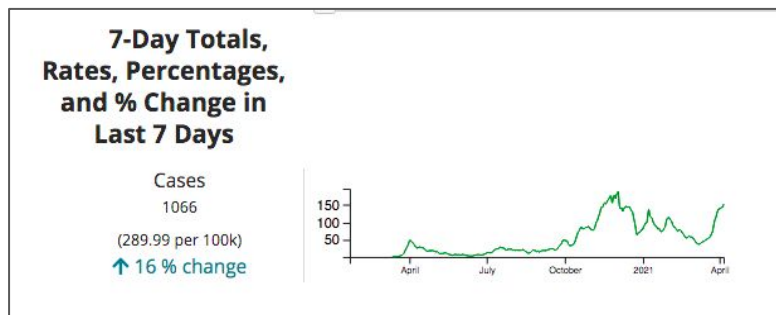
NAATs = nucleic acid amplification tests (PCR tests)

[cdc.gov/coronavirus/2019-ncov/community/schools-childcare/operation-strategy.html#mitigation-strategies](https://www.cdc.gov/coronavirus/2019-ncov/community/schools-childcare/operation-strategy.html#mitigation-strategies)

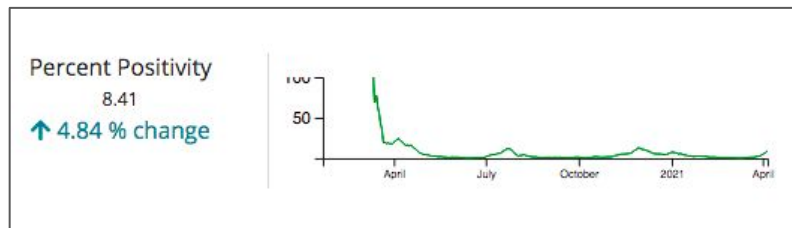
# CDC: Washtenaw County Data

as of Monday April 5, 2021

7 day total cases  
1066, or **289.99**  
per 100K



Percent  
positivity  
**8.41%**



<https://covid.cdc.gov/covid-data-tracker/#county-view>

