

# ANN ARBOR PUBLIC SCHOOLS

2022-2023

## 12 MONTH CALENDAR - ASCSA Coordinators - Rec/Ed

JULY				
M	T	W	TH	F
				1
4	5	6	7	8
11	12	13	14	15
18	19	20	21	22
25	26	27	28	29

20	1	0	21
----	---	---	----

NOVEMBER				
M	T	W	TH	F
	1	2	3	4
7	8	9	10	11
14	15	16	17	18
21	22	23	24	25
28	29	30		

19	2	1	22
----	---	---	----

MARCH				
M	T	W	TH	F
		1	2	3
6	7	8	9	10
13	14	15	16	17
20	21	22	23	24
27	28	29	30	31

23	0	0	23
----	---	---	----

AUGUST				
M	T	W	TH	F
1	2	3	4	5
8	9	10	11	12
15	16	17	18	19
22	23	24	25	26
29	30	31		

23	0	0	23
----	---	---	----

DECEMBER				
M	T	W	TH	F
			1	2
5	6	7	8	9
12	13	14	15	16
19	20	21	22	23
26	27	28	29	30

19	3	0	22
----	---	---	----

APRIL				
M	T	W	TH	F
3	4	5	6	7
10	11	12	13	14
17	18	19	20	21
24	25	26	27	28

20	0	0	20
----	---	---	----

SEPTEMBER				
M	T	W	TH	F
			1	2
5	6	7	8	9
12	13	14	15	16
19	20	21	22	23
26	27	28	29	30

21	1	0	22
----	---	---	----

JANUARY				
M	T	W	TH	F
2	3	4	5	6
9	10	11	12	13
16	17	18	19	20
23	24	25	26	27
30	31			

20	2	0	22
----	---	---	----

MAY				
M	T	W	TH	F
1	2	3	4	5
8	9	10	11	12
15	16	17	18	19
22	23	24	25	26
29	30	31		

22	1	0	23
----	---	---	----

OCTOBER				
M	T	W	TH	F
3	4	5	6	7
10	11	12	13	14
17	18	19	20	21
24	25	26	27	28
31				




21	0	0	21
----	---	---	----

FEBRUARY				
M	T	W	TH	F
		1	2	3
6	7	8	9	10
13	14	15	16	17
20	21	22	23	24
27	28			

20	0	0	20
----	---	---	----

JUNE				
M	T	W	TH	F
			1	2
5	6	7	8	9
12	13	14	15	16
19	20	21	22	23
26	27	28	29	30

22	0	0	22
----	---	---	----

12-MONTH EMPLOYEES	DAYS	HOURS
<b>TOTAL PAID DAYS</b>	<b>260</b>	<b>2080</b>
 <b>WORK DAYS</b>	<b>250</b>	<b>2000</b>
 <b>PAID HOLIDAYS</b>	<b>10</b>	<b>80</b>
 <b>UNPAID DAY*</b>	<b>1</b>	<b>8</b>

\* Individual members could furlough change date with supervisor permission

**ANN ARBOR PUBLIC SCHOOLS**

2022-2023

**220 DAY CALENDAR - ASCSA Coordinators - Rec/Ed**

JULY				
M	T	W	TH	F
				1
4	5	6	7	8
11	12	13	14	15
18	19	20	21	22
25	26	27	28	29

4	0	17	21
---	---	----	----

NOVEMBER				
M	T	W	TH	F
	1	2	3	4
7	8	9	10	11
14	15	16	17	18
21	22	23	24	25
28	29	30		

19	2	1	22
----	---	---	----

MARCH				
M	T	W	TH	F
		1	2	3
6	7	8	9	10
13	14	15	16	17
20	21	22	23	24
27	28	29	30	31

18	0	5	23
----	---	---	----

AUGUST				
M	T	W	TH	F
1	2	3	4	5
8	9	10	11	12
15	16	17	18	19
22	23	24	25	26
29	30	31		

23	0	0	23
----	---	---	----

DECEMBER				
M	T	W	TH	F
			1	2
5	6	7	8	9
12	13	14	15	16
19	20	21	22	23
26	27	28	29	30

16	3	3	22
----	---	---	----

APRIL				
M	T	W	TH	F
3	4	5	6	7
10	11	12	13	14
17	18	19	20	21
24	25	26	27	28

20	0	0	20
----	---	---	----

SEPTEMBER				
M	T	W	TH	F
			1	2
5	6	7	8	9
12	13	14	15	16
19	20	21	22	23
26	27	28	29	30

20	1	1	22
----	---	---	----

JANUARY				
M	T	W	TH	F
2	3	4	5	6
9	10	11	12	13
16	17	18	19	20
23	24	25	26	27
30	31			

16	2	4	22
----	---	---	----

MAY				
M	T	W	TH	F
1	2	3	4	5
8	9	10	11	12
15	16	17	18	19
22	23	24	25	26
29	30	31		

22	1	0	23
----	---	---	----

OCTOBER				
M	T	W	TH	F
3	4	5	6	7
10	11	12	13	14
17	18	19	20	21
24	25	26	27	28
31				

21	0	0	21
----	---	---	----

FEBRUARY				
M	T	W	TH	F
		1	2	3
6	7	8	9	10
13	14	15	16	17
20	21	22	23	24
27	28			

20	0	0	20
----	---	---	----

JUNE				
M	T	W	TH	F
			1	2
5	6	7	8	9
12	13	14	15	16
19	20	21	22	23
26	27	28	29	30

12	0	10	22
----	---	----	----

220-DAY EMPLOYEES	DAYS	HOURS
TOTAL PAID DAYS	220	1760
WORK DAYS	211	1688
PAID HOLIDAYS	9	72
UNPAID DAY*	41	328

\* 2 DAYS APPROVED BY SUPERVISOR. 220 minus 2 furlough days equals 218 days

**ANN ARBOR PUBLIC SCHOOLS**

2022-2023

**215 DAY CALENDAR - ASCSA Coordinators - Rec/Ed**

JULY				
M	T	W	TH	F
				1
4	5	6	7	8
11	12	13	14	15
18	19	20	21	22
25	26	27	28	29

0	0	21	21
---	---	----	----

NOVEMBER				
M	T	W	TH	F
	1	2	3	4
7	8	9	10	11
14	15	16	17	18
21	22	23	24	25
28	29	30		

19	2	1	22
----	---	---	----

MARCH				
M	T	W	TH	F
		1	2	3
6	7	8	9	10
13	14	15	16	17
20	21	22	23	24
27	28	29	30	31

18	0	5	23
----	---	---	----

AUGUST				
M	T	W	TH	F
1	2	3	4	5
8	9	10	11	12
15	16	17	18	19
22	23	24	25	26
29	30	31		

18	0	5	23
----	---	---	----

DECEMBER				
M	T	W	TH	F
			1	2
5	6	7	8	9
12	13	14	15	16
19	20	21	22	23
26	27	28	29	30

16	3	3	22
----	---	---	----

APRIL				
M	T	W	TH	F
3	4	5	6	7
10	11	12	13	14
17	18	19	20	21
24	25	26	27	28

20	0	0	20
----	---	---	----

SEPTEMBER				
M	T	W	TH	F
			1	2
5	6	7	8	9
12	13	14	15	16
19	20	21	22	23
26	27	28	29	30

20	1	1	22
----	---	---	----

JANUARY				
M	T	W	TH	F
2	3	4	5	6
9	10	11	12	13
16	17	18	19	20
23	24	25	26	27
30	31			

16	2	4	22
----	---	---	----

MAY				
M	T	W	TH	F
1	2	3	4	5
8	9	10	11	12
15	16	17	18	19
22	23	24	25	26
29	30	31		

22	1	0	23
----	---	---	----

OCTOBER				
M	T	W	TH	F
3	4	5	6	7
10	11	12	13	14
17	18	19	20	21
24	25	26	27	28
31				

21	0	0	21
----	---	---	----

FEBRUARY				
M	T	W	TH	F
		1	2	3
6	7	8	9	10
13	14	15	16	17
20	21	22	23	24
27	28			

20	0	0	20
----	---	---	----

JUNE				
M	T	W	TH	F
			1	2
5	6	7	8	9
12	13	14	15	16
19	20	21	22	23
26	27	28	29	30

16	0	6	22
----	---	---	----

261

220-DAY EMPLOYEES		
	DAYS	HOURS
TOTAL PAID DAYS	215	1720
WORK DAYS	206	1648
PAID HOLIDAYS	9	72
UNPAID DAY*	46	368